ND MARKET

Purchasing of NDCOIN tokens.
How to do it:

1. First of all, you should click on the “Buy Tokens” button

* It is necessary to purchase tokens so that when sellers put up any object or product, you have the opportunity to instantly sign a preliminary contract of sale simply by pressing the "agree" button and immediately pay for the selected object with tokens while retaining all the terms of the contract and cost.

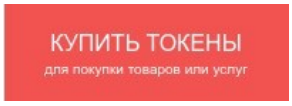

2. On the “Buy NDCOIN tokens” page, in the “PURCHASE CALCULATOR” section, enter the required number of NDCOIN tokens or the amount of your purchase and click the “NEXT” button.

!!! If you have a coupon, you can select the "Use coupon" function. Further, on the page “HOW TO BUY NDCOIN TOKENS FOR COUPONS?”, It is necessary to fill in all the fields and act in accordance with the step-by-step recommendations posted on the page itself.

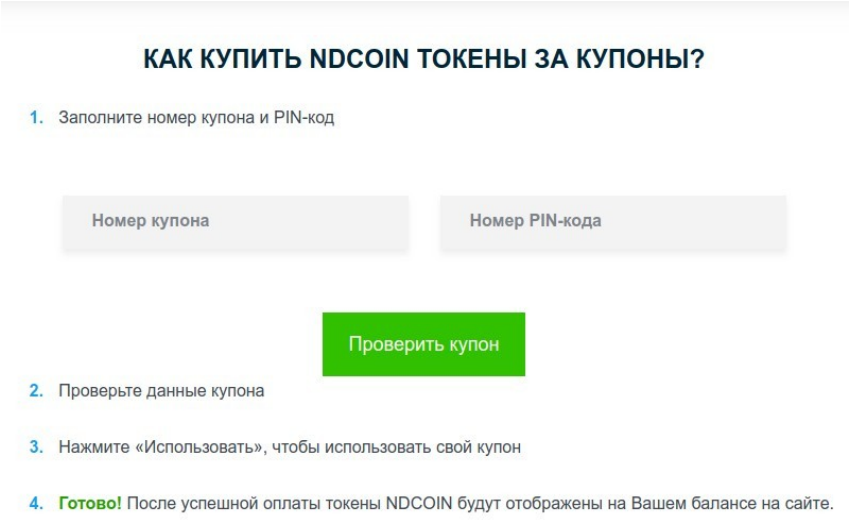

* Minimum purchase of NDCOIN in the amount of 50 Euros; to participate in the ND MARKET marketing program, you must purchase NDCOIN in the amount of 500 Euros.

ND MARKET

3. On the “CHOOSE YOUR PAYMENT METHOD” page, click once on the payment method that suits you and click on the “NEXT” button.

* If you want to change the purchase amount, simply change the number of NDCOIN tokens, or change the amount by which you want to purchase NDCOIN tokens by entering it in one of the windows.

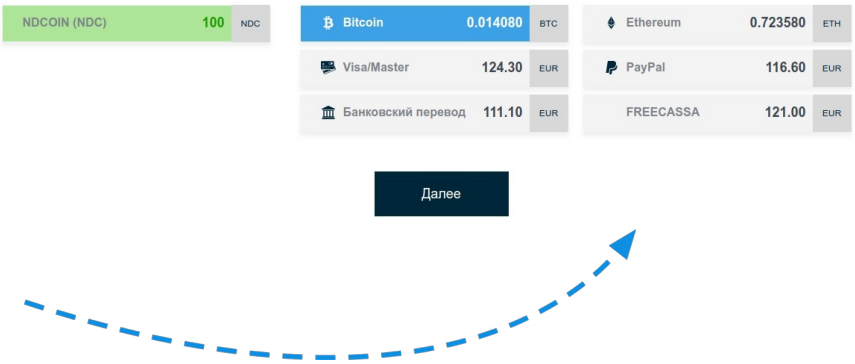

4. Depending on the payment method you selected earlier, you will go to the page “HOW TO BUY NDCOIN TOKENS BY MEANS OF .....”.
Please carefully read the recommendations and make the payment in accordance with them.

After replenishing the account, you can buy goods using simple or advanced trading opportunities. The ND MARKET platform offers the most advantageous offers for the user and displays all transactions on the main page and in the back-office of users.